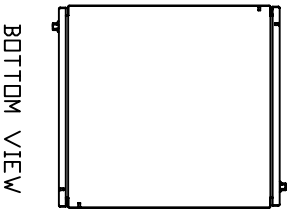
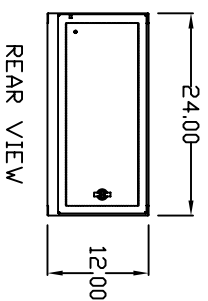
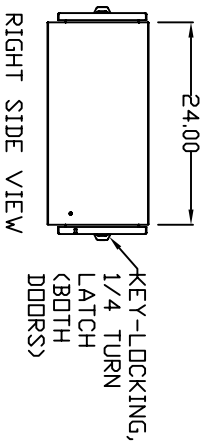
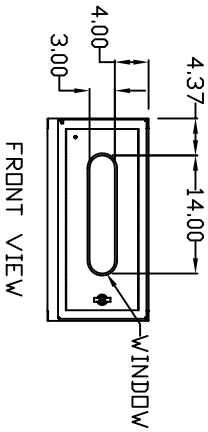
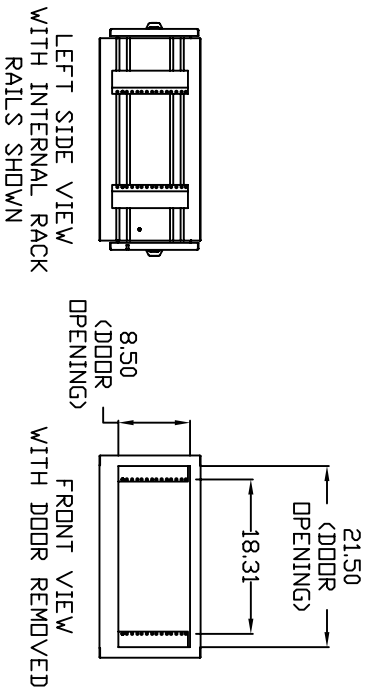
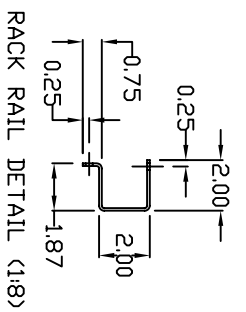
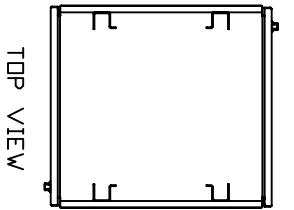


OPTIONAL ITEMS SUCH AS LIFTING EYES, BOLT-DOWN LEGS, SHELVES, AND CASTERS ARE NOT SHOWN.



THE INFORMATION CONTAINED HEREIN IS PROPRIETARY AND CONFIDENTIAL TO EIC SOLUTIONS, INC. ANY USE, TRANSFER OR DUPLICATION OF THIS INFORMATION IS STRICTLY FORBIDDEN WITHOUT THE EXPRESS WRITTEN CONSENT OF EIC SOLUTIONS, INC.

TOLERANCES UNLESS NOTED

FRACTIONS ±1/32  
2 PLACES ±.03  
3 PLACES ±.015  
ANGLES ± 1'

EIC SOLUTIONS, INC.  
1825 Stout Dr., Warmminster, PA 18974  
(215) 443-5190 FAX: (215) 443-9564  
WWW.EICSOLUTIONSINC.COM

NAME:

122424-RM

DRAWN: SFB

SCALE: 1:24

REV

DATE: 11/01/11

DWG #:

SALES