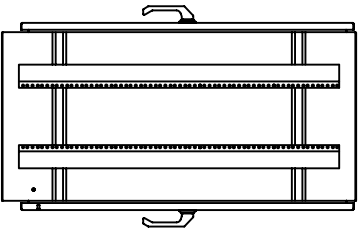
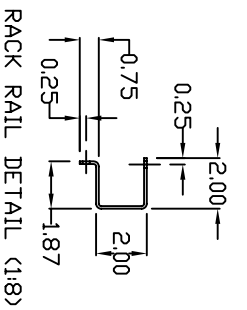
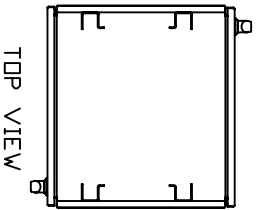
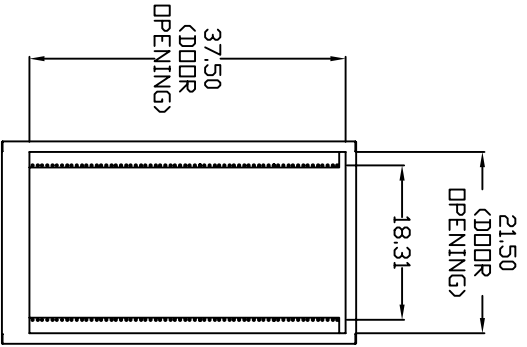


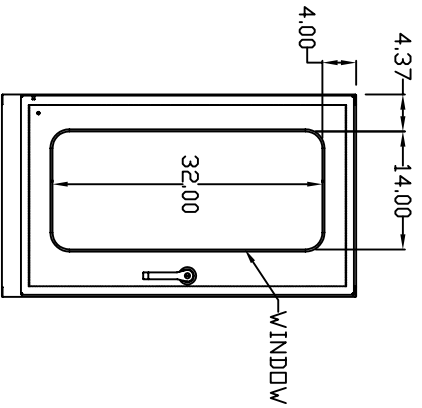
OPTIONAL ITEMS SUCH AS LIFTING EYES, BOLT-DOWN LEGS, SHELVES, AND CASTERS ARE NOT SHOWN.



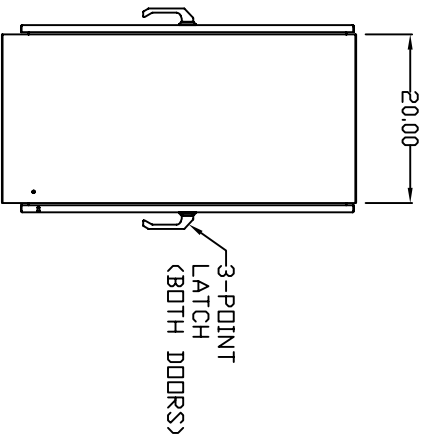
LEFT SIDE VIEW WITH INTERNAL RACK RAILS SHOWN



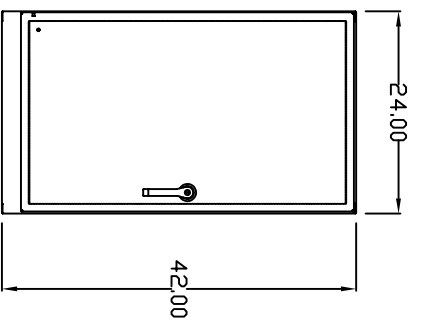
FRONT VIEW WITH DOOR REMOVED



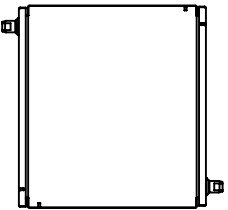
FRONT VIEW



RIGHT SIDE VIEW



REAR VIEW



BOTTOM VIEW

THE INFORMATION CONTAINED HEREIN IS PROPRIETARY AND CONFIDENTIAL TO EIC SOLUTIONS, INC. ANY USE, TRANSFER OR DUPLICATION OF THIS INFORMATION IS STRICTLY FORBIDDEN WITHOUT THE EXPRESS WRITTEN CONSENT OF EIC SOLUTIONS, INC.

TOLERANCES UNLESS NOTED
 FRACTIONS ±1/32
 2 PLACES ±.03
 3 PLACES ±.015
 ANGLES ± 1'

EIC SOLUTIONS, INC.
 1825 Stout Dr., Warmminster, PA 18974
 (215) 443-5190 FAX: (215) 443-9564
 WWW.EICSOLUTIONSINC.COM

NAME:

422420-RM

DRAWN: SFB

SCALE: 1:24

REV

DATE: 11/01/11

DWG #:

SALES