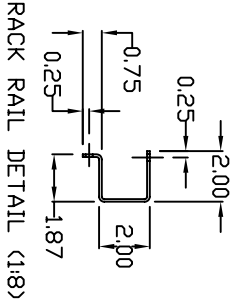
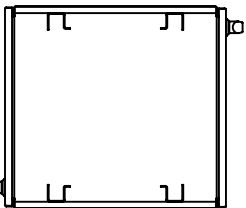


OPTIONAL ITEMS SUCH  
AS LIFTING EYES,  
BOLT-DOWN LEGS,  
SHELVES, AND  
CASTERS ARE NOT  
SHOWN.

21.50  
(DOOR  
OPENING)

TOP VIEW

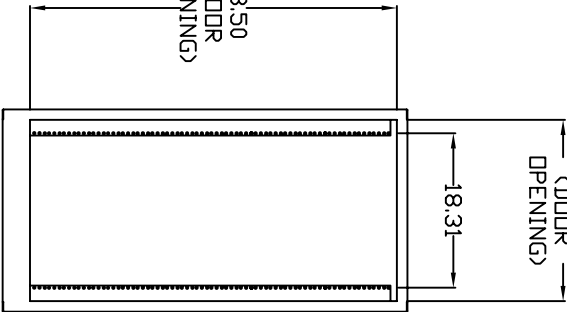


24.00

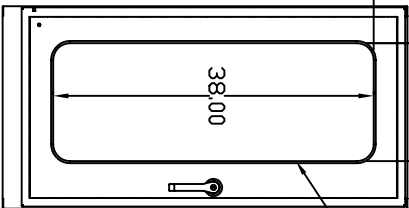
24.00

43.50  
(DOOR  
OPENING)

FRONT VIEW  
WITH DOOR REMOVED




FRONT VIEW




WINDOW

RIGHT SIDE VIEW



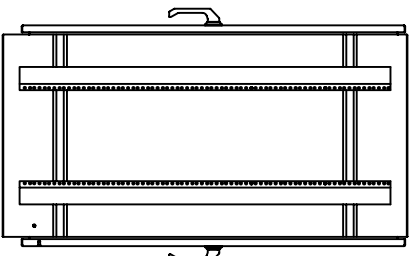
3-POINT  
LATCH  
(BOTH DOORS)

REAR VIEW

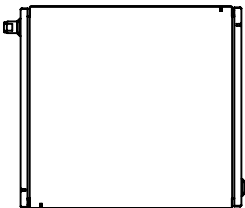


48.00

LEFT SIDE VIEW  
WITH INTERNAL RACK  
RAILS SHOWN



BOTTOM VIEW



THE INFORMATION CONTAINED HEREIN IS  
PROPRIETARY AND CONFIDENTIAL TO  
EIC SOLUTIONS, INC. ANY USE,  
TRANSFER OR DUPLICATION OF THIS  
INFORMATION IS STRICTLY FORBIDDEN  
WITHOUT THE EXPRESS WRITTEN  
CONSENT OF EIC SOLUTIONS, INC.

TOLERANCES  
UNLESS NOTED

FRACTIONS  $\pm 1/32$   
2 PLACES  $\pm .03$   
3 PLACES  $\pm .015$

ANGLES  $\pm 1^\circ$

NAME:

482424-RM

EIC SOLUTIONS, INC.  
1825 Stout Dr., Warminster, PA 18974  
(215) 443-5190 FAX: (215) 443-9564  
WWW.EICSOLUTIONSINC.COM

DRAWN: SFB

SCALE: 1:24

REV

DATE: 10/31/11

DWG #:

SALES