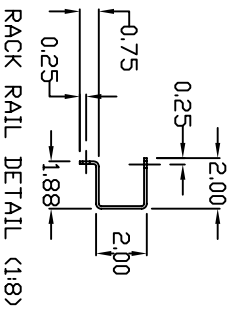
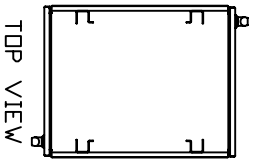



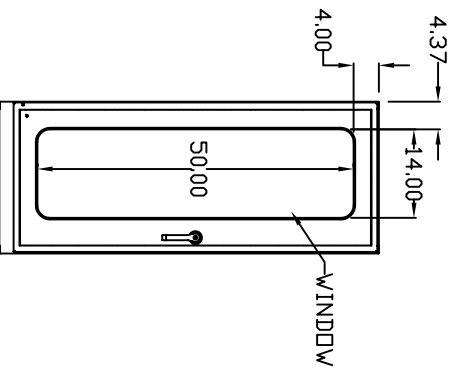
OPTIONAL ITEMS SUCH AS LIFTING EYES, BOLT-DOWN LEGS, SHELVES, AND CASTERS ARE NOT SHOWN.



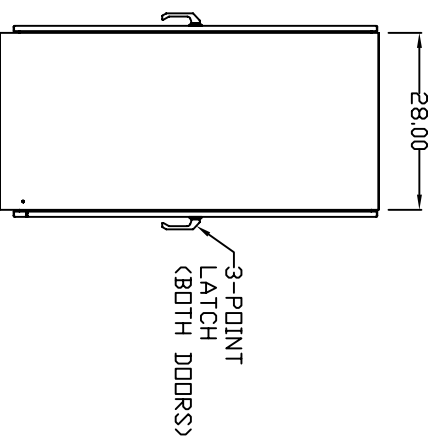
55.50 (DOOR OPENING)



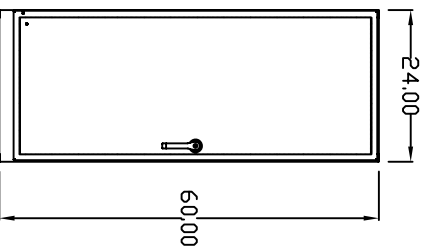
FRONT VIEW WITH DOOR REMOVED



FRONT VIEW

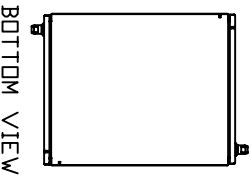



RIGHT SIDE VIEW



REAR VIEW

LEFT SIDE VIEW WITH INTERNAL RACK RAILS SHOWN



BOTTOM VIEW

THE INFORMATION CONTAINED HEREIN IS PROPRIETARY AND CONFIDENTIAL TO EIC SOLUTIONS, INC. ANY USE, TRANSFER OR DUPLICATION OF THIS INFORMATION IS STRICTLY FORBIDDEN WITHOUT THE EXPRESS WRITTEN CONSENT OF EIC SOLUTIONS, INC.

TOLERANCES UNLESS NOTED

FRACTIONS ±1/32
2 PLACES ±.03
3 PLACES ±.015
ANGLES ± 1'

NAME:

602428-RM

EIC SOLUTIONS, INC. PA 18974
1825 Stout Dr., Warminster, PA 18974
(215) 443-5190 FAX: (215) 443-9564
WWW.EICSOLUTIONSINC.COM

DRAWN: SFB

SCALE: 1:32

REV

DATE: 10/31/11

DWG #

SALES