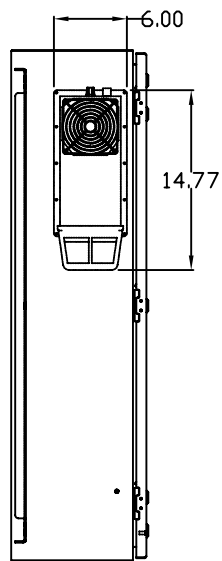
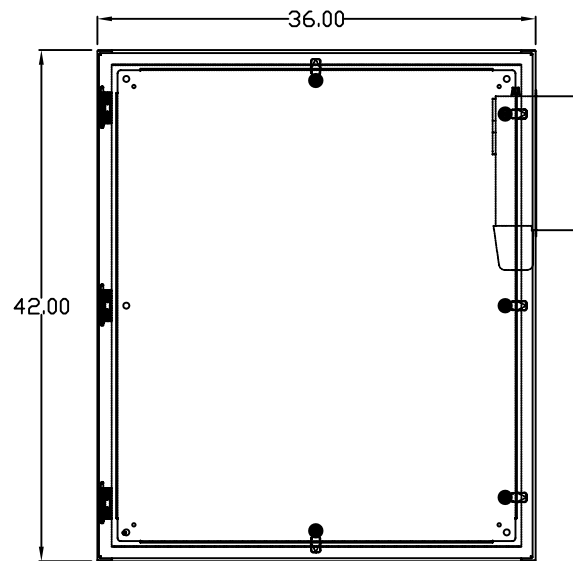


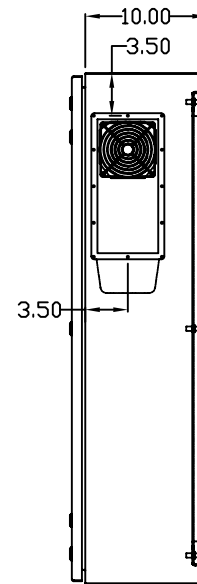
TOP VIEW



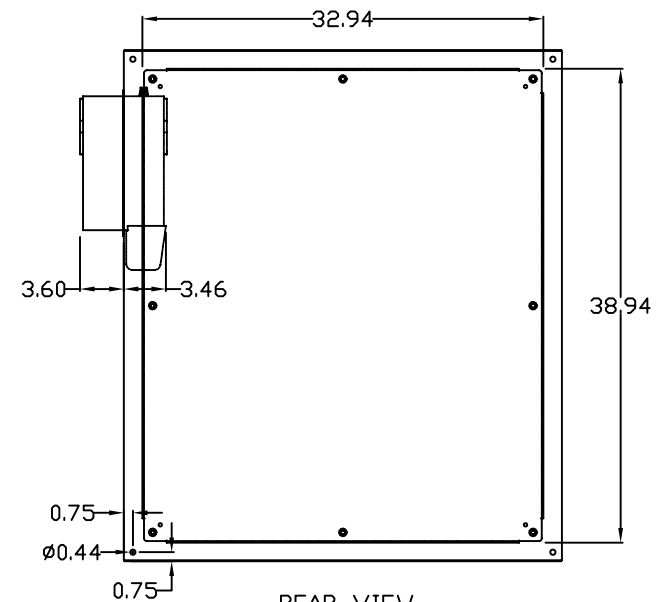
LEFT SIDE VIEW



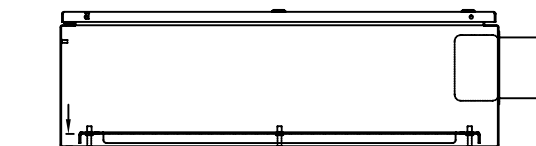
FRONT VIEW



RIGHT SIDE VIEW



REAR VIEW



BOTTOM VIEW

THE INFORMATION CONTAINED HEREIN IS  
PROPRIETARY AND CONFIDENTIAL TO  
EIC SOLUTIONS, INC. ANY USE,  
TRANSFER OR DUPLICATION OF THIS  
INFORMATION IS STRICTLY FORBIDDEN  
WITHOUT THE EXPRESS WRITTEN  
CONSENT OF EIC SOLUTIONS, INC.

TOLERANCES  
UNLESS NOTED  
FRACTIONS 1/16  
2 PLACES ± .03  
3 PLACES ± .015  
ANGLES ± 1°

EIC SOLUTIONS, INC.  
1825 Stout Dr., Warminster, PA 18974  
(215) 443-5190 FAX: (215) 443-9564  
WWW.EICSOLUTIONSINC.COM

NAME: G423610-140B-RS  
DRAWN: SFB SCALE: 1/8"=1" REV  
DATE: 07/16/10 DWG #